



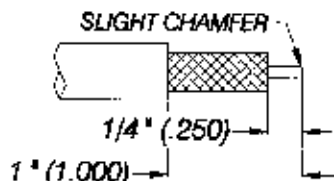
**TIMES** MICROWAVE SYSTEMS

## EZ-600-NF-BH (stock code: 3190-616)

Type N-Female Jack  
Non-solder center contact  
crimp-on (.610" hex.) outer contact

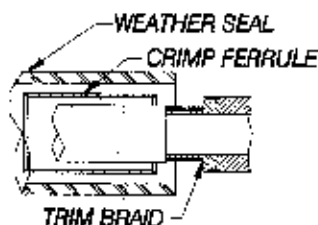
### INSTALLATION INSTRUCTIONS

(Cable Types: LMR-600; 600 DB; 600 FR; 600 PVC)



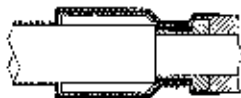
STEP 1

- (A) Trim cable to dimensions shown using a razor knife.  
(B) Remove any residual plastic from center conductor.  
(C) Deburr center conductor using a fine file or Times DBT-01 tool.



STEP 2

- (A) Slide weather seal and crimp ring over cable.  
(B) Insert cable into connector body until dielectric is fully seated and center conductor is inserted fully into connector center pin.  
(C) Trim excess braid flush to shoulder on connector body.



STEP 3

- (A) Slide crimp ring over braid and crimp as close to body as possible using a .610 hex. die in a Times HX-4 crimp tool or equivalent. Do not crimp rear of crimp sleeve.  
(B) Heat shrink weather seal over rear of connector body and down on to cable jacket using hot air gun.