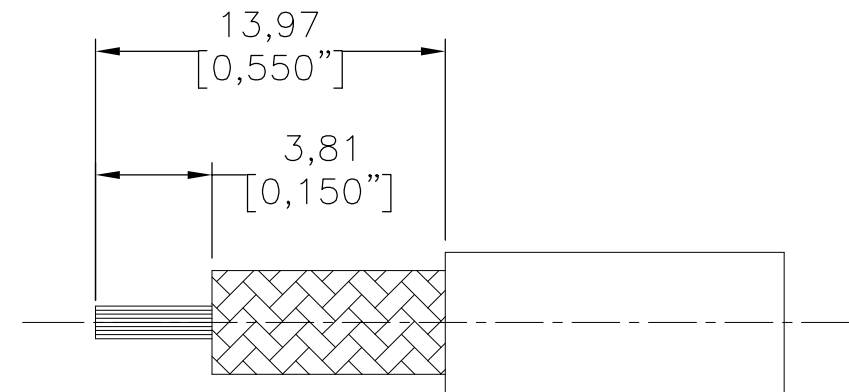
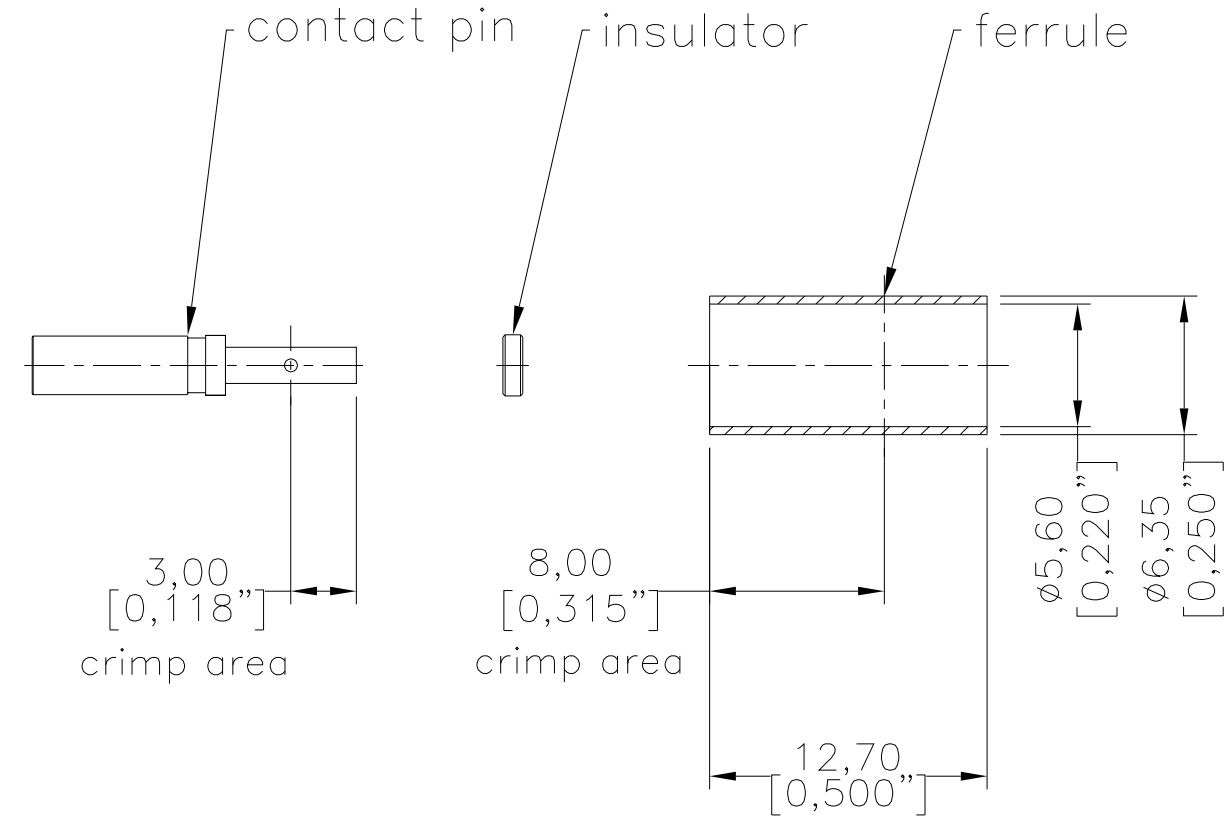
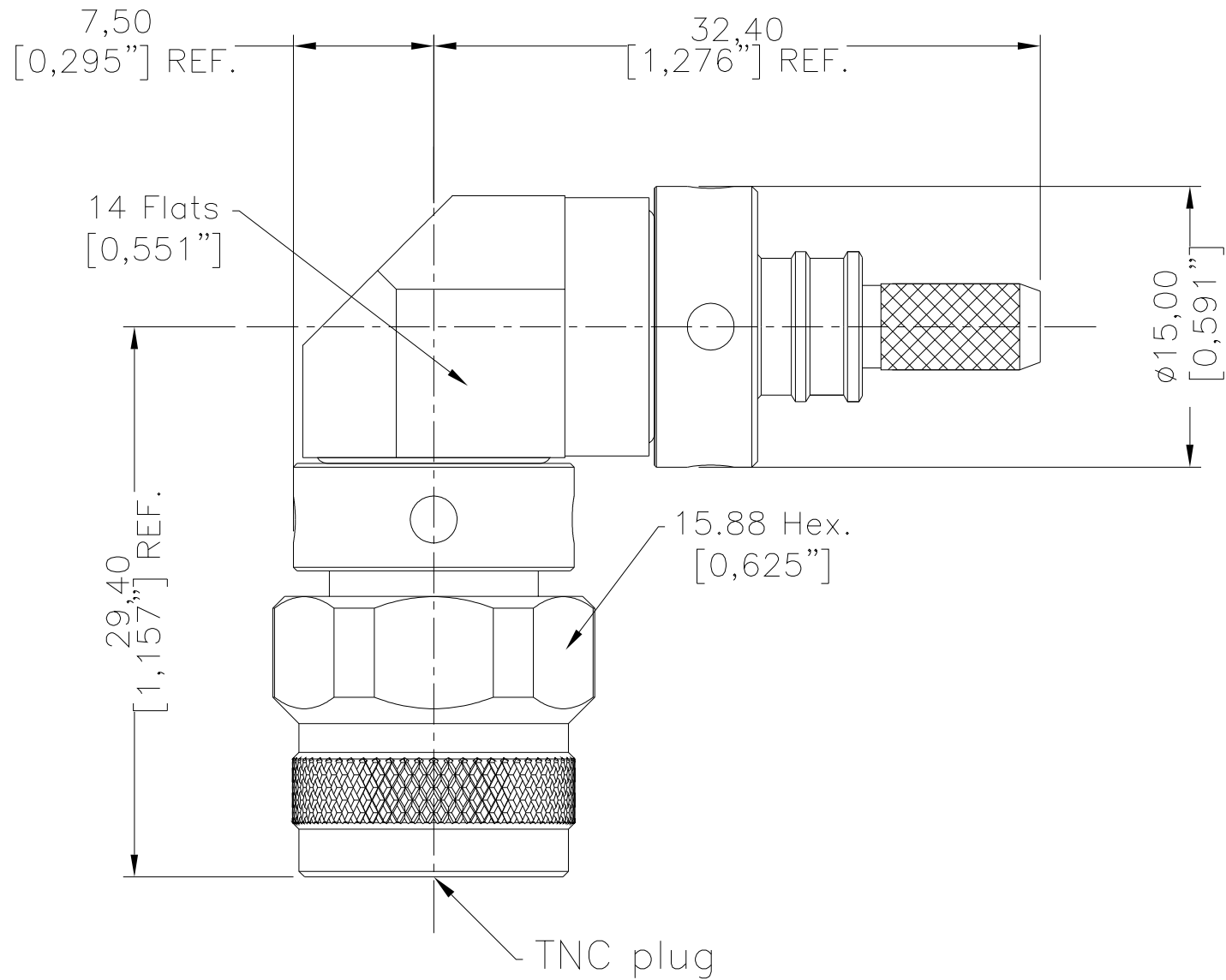


SYM	REVISION DESCRIPTION	DFTM	DATE	APPD	APPD
A	RELEASED FOR PRODUCTION	Patrick	2019/03/30	Joslen	2019/03/30



RECOMMENDED CABLE STRIPPING DIM'S  
Connector Adds: 18.8 mm

**I. MATERIALS & FINISHES**

Components	Materials	Finishes	Thk. (μ")
Body	Brass	Sn-Ni	100
Contact Pin	Beryllium Copper	Gold	50
Insulator	PTFE	--	--
Coupling Nut	Brass	Sn-Ni	100
Ferrule	Brass	Sn-Ni	100
Gasket	Silicone Rubber	--	--

**II. ELECTRICAL PROPERTIES**

Impedance (Ω):	50
Frequency Range (GHz):	DC-6
Dielectric Withstanding Voltage (V):	1000
Insulation Resistance (MΩ):	≥5000
VSWR: for solder center contact	≤1.35
for crimp center contact	≤1.40
Insertion Loss(dB, f in GHz):	-0.1x√f

**III. ENVIRONMENT PROPERTIES**

Temperature Range:	-65°C~+165°C
Thermal Shock:	MIL-STD 202G, Meth.107, Cond. B
Vibration:	MIL-STD 202G, Meth.204, Cond. B
Shock:	MIL-STD 202G, Meth.213, Cond. I
Climatic Class:	IEC 60068 55/155/21
RoHS:	Compliant

**IV. MECHANICAL PROPERTIES**

Center Contact:	Solder/Crimp
Outer Contact:	Crimp
Coupling Nut Torque (in.lbs):	4.1-6.1
Cbl-Connector Retention Force (lbs):	40
Durability (Cycles):	500

**V. TOOLING**

Stripping Tool:	N/A
Crimping Size	
Center Contact:	.052" HEX.
Outer Contact:	.213" HEX.
Heat Shrink Tube:	3/8"x1" (3:1) 1 pcs

Interface Compatible with Standard:  
IEC 60169-17  
MIL-STD-348

MATL:	UNLESS OTHERWISE SPECIFIED	DFTM. Patrick	TIMES MICROWAVE SYSTEMS An Amphenol Company				
	ALL DIMENSIONS ARE IN mm MACHINED SURFACES FINISH 1.6 RMS MAX. REMOVE ALL BURRS 0.15X45° MAX. BREAK MACHINE CORNERS 0.15X45° D MAX. FILLET R. TOLERANCES ON DECIMALS .X ±0.3 .XX ±0.15 ANGLES ±2° FRACTIONS ± N/A	DATE 2019/03/30	<b>TC-3520-TM-RA-X</b> TNC Male (Plug) Right Angle Solder/Crimp Pin No Braid Trim Connector for TCA352001 Cable				
		CHKD Monica					
USED ON: O		DATE 2019/03/30					
		APPD Joslen					
SCALE: N/A	DWG SIZE A3	DO NOT SCALE DRAWING	CODE INFNT 68999	DATE 2019/03/30	SHT 1/1	<b>3190-8072</b>	REV A